

Washington Township / Avon Fire Department

311 Production Drive Avon, Indiana 46123
 Phone: 317-272-2155 Fax: 317-272-2733 www.avonfd.org

Dan Smith
 Fire Chief

Gerald George
 Assistant Fire Chief

John Shafer
 Fire Training Division Chief

Ted Allen
 EMS Division Chief

Levi Carpenter
 Fire Marshal

Karen Hendershot
 Public Education

Carolyn Hurst
 EMS Billing Coordinator

Chris Krahn
 Support Services

Fire Chief's August Report 2016

Run Totals:

		June	July	Aug
Monthly	2016	403	398	404
	2015	372	392	374
	2014	345	380	375
YTD	2016	2354	2752	3156
	2015	2324	2716	2752
	2014	2104	2506	2716

Public Education:

		June	July	Aug
Monthly	2016	35	27	25
	2015	36	15	25
	2014	21	38	14
YTD Events	2016	186	213	238
	2015	180	195	213
	2014	216	254	268
Contacts YTD	2016	10985	11812	14410
	2015	9600	9880	12296
	2014	6799	7252	9322

EMS Division:

		June	July	Aug
Monthly*	2016	101	267	213
	2015	201	229	172
	2014	517	196.5	476.5
YTD*	2016	1346	1613	1826
	2015	1817.5	2046.5	2218.5
	2014	2167.5	2364	2840

Fire Training Div.:

		June	July	Aug
Monthly*	2016	NA	NA	700.25
	2015	441.5	516	833
	2014	563	497	450
YTD*	2016	1976.5	1976.5	2676.75
	2015	3216.5	3732.5	4565
	2014	3232	3729	4157.5

* Training measured in man hours

			June	July	Aug
<u>Prevention/</u>	Service Calls	2016	86	101	62
<u>Investigation</u>		2015	121	102	102
<u>Division:</u>		2014	128	70	70
	Fire Inv.	2016	2	1	1
		2015	0	1	1
		2014	2	4	2

Last month was very busy for the department with regards to staff learning. Chief Carpenter and 4 of our other investigators attended the state arson conference in Plainfield. Chief George and I attended the International Fire Chief's Conference (Fire/Rescue International) in San Antonio, Texas along with many chiefs from around the state and the world. At the end of last month, all of the fire staff officers attended the Indiana State Fire Chief's Conference (IERC Indiana Emergency Response Conference) in Indianapolis. Three of us presented classes at the Indiana conference including Close the Door For Life by Chief Shafer, Get Your Head Out of the Ashes concerning juvenile fire setting by Chief Carpenter, and Pointing the Finger of Blame presented by me that focused on the many factors that lead to the large loss of life at the Station Club fire in 2003. We have all utilized these opportunities to network, learn and sharpen our tools so that we can address the issues facing our department now and in the future.

Last month, Chief Shafer began his assignment as fire training chief and has already done many things to strengthen our fire training programs. He has developed and will soon be getting information back from personnel regarding their perception of the needs of the department related to training. He will use this information to assist in a needs assessment as he plans training events the remainder of this year and in developing training in the coming year. Our department has hosted a couple of state training events this year and have at least two more events planned this year. Chief Shafer is also taking advantage of some training opportunities in Brownsburg this month. The town is in the process of demolishing the old St. Malachy church and school, and has opened the facilities to local departments to train, so crews are rotating to Brownsburg last week and this week for training evolutions. Chief Shafer has also participated in training drills with our new recruits at Wayne Township during their recruit classes.

Chris Krahn has also begun his responsibilities as Support Services director and has done a lot of work in a short amount of time. He has cleaned out a lot of unused equipment in his area and has worked on many projects at the stations. He continues to work on some issues that we are experiencing at Station 143 with moisture and basement issues. Last week, Chris and I traveled to Stream wood, Illinois to pick up the used quint that we purchased. As you will recall, we had \$100,000 in CUM for the refurbishment of a reserve engine, but we decided to purchase a quint that could function both as an engine as well as a reserve ladder. We are in the process of having the truck gone over by Pike to make sure there are no repairs that we need to do before putting the truck in service. We will be having some lights replaced (Illinois rules regarding lense covers are different than Indiana), then we will have some light stripping and lettering done before conducting training on the truck before it is placed into service. We purchased the truck for \$63,000, so our plan is to use the excess funds from the truck purchase to purchase a fourth cot and lift system for our new ambulance. The cost of this was not included in the price of the remount, even though the remount is costing around \$95,000 and we had \$110,000 budgeted.

We have had some station work completed recently. We had insulation blown into the attic spaces at Station 143, which was part of the planned work to help with the moisture issues at the

station. We are still having some work done to isolate problems that we are still encountering, and we are looking into some basement leaks that we have identified. We also had insulation work done at Station 142 in the bay areas. As you recall, we had some drywall work completed early this year, and one area has seen the work compromised because of temperature differences between the attic space and bay room. We had access holes cut in the areas and insulation blown into those areas also. We are also having the ducts cleaned at the station from advice given from our engineering company that we have utilized. A new dehumidifier has been added at both stations to help with moisture issues. The personnel at Station 142 have requested permission to enclose bunk areas upstairs, and after looking at mock ups, and requesting input from engineers concerning heating and air circulation, approval was given for the project. Station personnel are doing all of the labor related to the project to help keep cost down, and this work will be funded from building money earmarked in the CUM fund.

Our department wellness initiative was kicked off this month, as we have scheduled some outside trainers to come to begin working on the program. This month, I will be conducting training with department personnel to explain the program and give information concerning the tools provided in the program. Karen Hendershot and Jenny Zeunik have been assisting me with scanning documents for our website, as well as reproducing resource materials for the stations. Next month, we will have a gentleman from Firefighter Behavioral Health Alliance that will be conducting training on stress identification and responses, as well as talking about the recent increase in first responder suicide. We have also set up programming with a company in Ohio that will be conducting some voluntary marriage enrichment programs. This month, we will also be kicking off our chaplain training and Lt. Jerry Bessler will be assisting with this aspect of the program. Next month, we will also be having shift training concerning financial pressures and concerns that will be conducted by Appraisen, a financial counseling agency that we have developed a relationship with. This month, I will also be contacting Dr. Robert Smith to begin our training of shift peer counselors. At the end of this month, I will be attending a training in Chicago provided by the Florian Foundation concerning firefighter substance abuse. So things are coming together and the ball is beginning to roll. I would like to thank the board and trustee for their continued support of this initiative and we look forward to the positive impact that this will have on our personnel's lives and careers. I would also like to thank the board for their continued support of our staff training and development. I think that commitment will pay dividends in the future that will assist with the bettering of our department. I am also proud that our personnel are in the business of sharing their time and knowledge and conferences, so that we can pay forward some of the things that we have learned.

In closing, I would like to recognize two personnel on our department for their outstanding work. The first is Firefighter/EMT Joe Valorani. Joe is a member of C shift at Station 142. Joe has provided great work for the department in many areas, and has most recently taken on additional responsibility by assisting with our hazardous materials response team. This year, Joe celebrates 20 years of service with the department. Congratulations Joe! Second, at the IERC conference a couple of weeks ago, Karen Hendershot was nominated for and awarded Fire and Life Safety Educator of the Year. Karen was recognized for her exceptional work in public education, including her work with the fitness initiative and her support and leadership in Project Lifesaver. As you all know, Karen has won awards as a tracker at the National Project Lifesaver Conference, and will be defending her title later this month at this year's conference. Congratulations on your award Karen and make us proud when you compete this month!

**Emergency Operations
Monthly Report
August 2016**

Emergency Responses:

August 2016 Total - 404

C1401 – 2	EG142 – 119	LD141 – 53	MD142 – 146
C1402 – 1	EG143 – 82	RS141 – 80	MD143 – 109
C1420 – 0		SP142 – 0	
C1430 – 0		PLS1 – 0	
C1440 - 19			
C1450 – 2			
BC140 – 37			

Overall average response time of all apparatus for the month of August: 5:28

Mutual Aid Given & Received

Department	Given (EMS/Fire)	Received (EMS/Fire)	Total (Given/Rec)
BFT	4/5	13/3	9/16
DFD	7/5	8/1	12/9
LFT	1/1	0/0	2/0
PFT	23/3	16/1	26/17
WTFD	15/4	3/5	19/8
TOTAL	50/18	40/10	90/28

Staffing:

- Number of overtime positions filled:
 - For minimum staffing: 13

Incidents Year to Date 2016 – 3,156

C1401 – 8	EG142 – 933	LD141 – 426	MD142 – 1,160
C1402 – 16	EG143 – 594	RS141 – 742	MD143 – 883
C1420 – 6		SP142 – 2	
C1430 – 1		PLS1 – 0	
C1440 - 211			
C1450 – 27			
BC140 – 233			

EMS Runs

Jan	Feb	Mar	Apr	May	Jun	Jul	Aug	Sep	Oct	Nov	Dec	Total
265	232	282	245	237	266	252	264					2043

Fire Runs

Jan	Feb	Mar	Apr	May	Jun	Jul	Aug	Sep	Oct	Nov	Dec	Total
8	9	11	19	10	13	9	13					92

Overpressure/Rupture/Overheat

Jan	Feb	Mar	Apr	May	Jun	Jul	Aug	Sep	Oct	Nov	Dec	Total
0	2	1	0	1	1	1	0	1				6

Good Intent Runs

Jan	Feb	Mar	Apr	May	Jun	Jul	Aug	Sep	Oct	Nov	Dec	Total
56	45	56	66	73	56	75	62					489

Service Calls

Jan	Feb	Mar	Apr	May	Jun	Jul	Aug	Sep	Oct	Nov	Dec	Total
35	29	42	39	39	39	34	25					282

HazMat Runs


Jan	Feb	Mar	Apr	May	Jun	Jul	Aug	Sep	Oct	Nov	Dec	Total
9	8	5	14	9	9	9	10					73

False Alarms

Jan	Feb	Mar	Apr	May	Jun	Jul	Aug	Sep	Oct	Nov	Dec	Total
23	16	22	18	23	18	18	27					165

Severe Weather & Natural Disaster/Special Incident

Jan	Feb	Mar	Apr	May	Jun	Jul	Aug	Sep	Oct	Nov	Dec	Total
0	0	1	0	1	1	1	1	2				6



Run Reports 2016

	Jan	Feb	Mar	Apr	May	Jun	Jul	Aug	Sep	Oct	Nov	Dec	Total
C1401	1	0	0	0	1	1	1	2	2				8
C1402	3	1	1	1	2	5	2	1	1				16
C1420	1	0	0	0	1	0	2	1	0				5
C1430	0	0	0	0	0	0	1	0	0				1
C1440	29	25	25	25	29	26	28	20	19				201
C1450	5	2	2	6	3	8	1	0	2				27
BC140	33	25	25	26	24	36	27	25	37				233
EG142	126	103	103	120	116	113	119	117	119				933
EG143	70	76	76	74	75	83	63	71	82				594
LD141	56	51	51	50	50	61	42	62	53				425
RS141	105	70	70	118	96	84	98	91	80				742
SP142	0	0	0	0	1	0	0	1	0				2
PLSI	0	0	0	0	0	0	0	0	0				0
MD142	145	126	126	149	147	146	145	156	146				1160
MD143	125	97	97	120	99	112	112	109	109				883
TMR	396	341	341	420	401	393	403	398	404				3156

Monthly Percentage of Runs

	Jan	Feb	Mar	Apr	May	Jun	Jul	Aug	Sep	Oct	Nov	Dec
C1401	0%	0%	0%	0%	0%	0%	0%	1%	0%	#DIV/0!	#DIV/0!	#DIV/0!
C1402	1%	0%	0%	0%	0%	1%	0%	0%	0%	#DIV/0!	#DIV/0!	#DIV/0!
C1420	0%	0%	0%	0%	0%	0%	0%	0%	0%	#DIV/0!	#DIV/0!	#DIV/0!
C1430	0%	0%	0%	0%	0%	0%	0%	0%	0%	#DIV/0!	#DIV/0!	#DIV/0!
C1440	7%	7%	7%	6%	7%	7%	7%	5%	5%	#DIV/0!	#DIV/0!	#DIV/0!
C1450	1%	1%	1%	1%	1%	2%	0%	0%	0%	#DIV/0!	#DIV/0!	#DIV/0!
BC140	8%	7%	7%	6%	6%	9%	7%	6%	9%	#DIV/0!	#DIV/0!	#DIV/0!
EG142	32%	30%	30%	29%	29%	29%	30%	29%	29%	#DIV/0!	#DIV/0!	#DIV/0!
EG143	18%	22%	22%	18%	19%	21%	16%	18%	20%	#DIV/0!	#DIV/0!	#DIV/0!
LD141	14%	15%	15%	12%	12%	16%	10%	16%	13%	#DIV/0!	#DIV/0!	#DIV/0!
RE141	27%	21%	21%	28%	24%	21%	24%	23%	20%	#DIV/0!	#DIV/0!	#DIV/0!
SUP142	0%	0%	0%	0%	0%	0%	0%	0%	0%	#DIV/0!	#DIV/0!	#DIV/0!
PLSI	0%	0%	0%	0%	0%	0%	0%	0%	0%	#DIV/0!	#DIV/0!	#DIV/0!
MD142	37%	37%	37%	35%	37%	37%	36%	39%	36%	#DIV/0!	#DIV/0!	#DIV/0!
MD143	32%	28%	28%	29%	25%	28%	28%	27%	27%	#DIV/0!	#DIV/0!	#DIV/0!

Monthly Run Percentages Per Station

141	49%	43%	46%	42%	46%	41%	45%	42%	#DIV/0!	#DIV/0!	#DIV/0!	#DIV/0!
142	68%	67%	64%	66%	66%	66%	69%	66%	#DIV/0!	#DIV/0!	#DIV/0!	#DIV/0!
143	49%	51%	46%	43%	50%	43%	45%	47%	#DIV/0!	#DIV/0!	#DIV/0!	#DIV/0!
Admin	18%	16%	14%	15%	19%	15%	12%	15%	#DIV/0!	#DIV/0!	#DIV/0!	#DIV/0!

WASHINGTON TOWNSHIP/AVON FIRE DEPARTMENT
Training Hours

August 2016

	SHIFT			HQ
	A	B	C	
<i>Administrative:</i>		19	41	78
<i>Apparatus:</i>			3	
<i>Building:</i>	8		5	
<i>Driver Ed:</i>			7.5	
<i>Electrical:</i>				
<i>EMS:</i>				16
<i>Fire Suppression:</i>	74.5	48.5	82.5	
<i>Hazardous Mat'l's:</i>	61	72	74	
<i>In-House Training:</i>		5	6	
<i>Monthly Training:</i>	4			
<i>Recruit Class:</i>				
<i>Special Ops:</i>	19	13.75	15	
<i>SCBA Maint. & Use:</i>		2.5		
<i>Co. Officer Development:</i>	45			
HOURS BY SHIFT:	211.5	160.75	234	94
TOTAL AUG. HOURS:	700.25			

Special Notes:

2 Firefighters attended Fire Investigator I

Washington Township /Avon Fire Department
Monthly EMS Report

2016

August 2016 EMS RESPONSES/TRAINING

Unit	# of responses
1402	0
1430	0
1450	1
Battalion 14	7
Ladder 141	5
Rescue 141	77
Engine 142	79
Engine 143	42
Medic 142	124
Medic 143	93
1401	0

EMS TRAINING - Department Level			
Subject	Type*	Date	Hours
Narcan BLS A&R	L	8-Aug-16	34
Narcan BLS A&R	L	12-Aug-16	32
Narcan BLS A&R	L	22-Aug-16	
Firefighter Down	L&P	15-Aug-16	5
PT/WPE	P	20-Aug-16	24
EMS TRAINING - Company Level			
Subject	Type*	Date	Hours
RSA	L	5-Aug-16	46
Chest Pain	L	9-Aug-16	5
King Airway	L&P	11-Aug-16	4
EMS TRAINING - Outside Reported			
Subject	Type*	Date	Hours
ALS A&R	L	9-Aug-16	16
PI Update	L	24-Aug-16	6
Cadaver Lab	L&P	24-Aug-16	16
Cadaver Lab	L&P	9-Aug-16	21
ESO	L&P	5-Aug-16	4
Monthly Total			213

* L = Lecture P = Practical L&P = Combination

Year to Date Total 1826

WASHINGTONTWP/AVON

Incidents by Unit by District

Alarm Date Between {08/01/2016} And {08/31/2016}
 and Incident Type In "300 ", "311 ", "320 ", "321
 ", "322 ", "323 ", "324 ", "341 ", "342 ", "350 ", "351
 ", "352 ", "353 ", "357 ", "360 ", "361 ", "370 ", "371
 ", "372 ", "381 " and Unit In "1401 ", "1402
 ", "1420 ", "1430 ", "1440 ", "1450 ", "BC140 ", "E
 142 ", "E 143 ", "L 141 ", "M 142 ", "M 143 ", "R 141
 ", "SUP142"

District	Count
1450 Division Chief of EMS	
14111 H141-011	1
	1
BC140 Battalion Chief 140	
14111 H141-011	1
14119 H141-019	1
14206 H142-006	1
14207 H142-007	1
14208 H142-008	1
14209 H142-009	1
DFD Danville Fire	1
	7
E 142 Engine 142	
14103 H141-003	1
14104 H141-004	1
14111 H141-011	3
14119 H141-019	1
14206 H142-006	6
14207 H142-007	9
14208 H142-008	19
14209 H142-009	15
14210 H142-010	13
14222 H142-022	6
14236 H142-036	2
PFT Plainfield Fire	2
WTFD Wayne Township Fire	1
	79
E 143 Engine 143	

WASHINGTONTWP/AVON

Incidents by Unit by District

Alarm Date Between {08/01/2016} And {08/31/2016}
 and Incident Type In "300 ", "311 ", "320 ", "321
 ", "322 ", "323 ", "324 ", "341 ", "342 ", "350 ", "351
 ", "352 ", "353 ", "357 ", "360 ", "361 ", "370 ", "371
 ", "372 ", "381 " and Unit In "1401 ", "1402
 ", "1420 ", "1430 ", "1440 ", "1450 ", "BC140 ", "E
 142 ", "E 143 ", "L 141 ", "M 142 ", "M 143 ", "R 141
 ", "SUP142"

District	Count
14111 H141-011	3
14112 H141-012	2
14119 H141-019	1
14206 H142-006	1
14313 H143-013	1
14316 H143-016	4
14317 H143-017	8
14318 H143-018	11
14329 H143-029	4
14331 H143-031	1
14332 H143-032	1
BFT Brownsburg Fire	1
DFD Danville Fire	2
FDLT Liberty Township	1
PFT Plainfield Fire	1
	42
L 141 Ladder 141	
14102 H141-002	1
14111 H141-011	3
14209 H142-009	1
	5
M 142 Medic 142	
14103 H141-003	1
14104 H141-004	5
14105 H141-005	1
14111 H141-011	21
14119 H141-019	3
14123 H141-023	2
14124 H141-024	1

WASHINGTONTWP VAVON

Incidents by Unit by District

Alarm Date Between {08/01/2016} And {08/31/2016}
 and Incident Type In "300 ", "311 ", "320 ", "321
 ", "322 ", "323 ", "324 ", "341 ", "342 ", "350 ", "351
 ", "352 ", "353 ", "357 ", "360 ", "361 ", "370 ", "371
 ", "372 ", "381 " and Unit In "1401 ", "1402
 ", "1420 ", "1430 ", "1440 ", "1450 ", "BC140 ", "E
 142 ", "E 143 ", "L 141 ", "M 142 ", "M 143 ", "R 141
 ", "SUP142"

District	Count
14206 H142-006	5
14207 H142-007	12
14208 H142-008	21
14209 H142-009	15
14210 H142-010	10
14222 H142-022	4
14236 H142-036	2
14316 H143-016	1
PFT Plainfield Fire	6
WTFD Wayne Township Fire	14
	124
M 143 Medic 143	
14102 H141-002	7
14103 H141-003	2
14104 H141-004	2
14111 H141-011	6
14112 H141-012	3
14119 H141-019	9
14120 H141-020	3
14124 H141-024	2
14125 H141-025	2
14126 H141-026	2
14206 H142-006	2
14301 H143-001	1

WASHINGTONTWP/AVON

Incidents by Unit by District

Alarm Date Between {08/01/2016} And {08/31/2016}
 and Incident Type In "300 ", "311 ", "320 ", "321
 ", "322 ", "323 ", "324 ", "341 ", "342 ", "350 ", "351
 ", "352 ", "353 ", "357 ", "360 ", "361 ", "370 ", "371
 ", "372 ", "381 " and Unit In "1401 ", "1402
 ", "1420 ", "1430 ", "1440 ", "1450 ", "BC140 ", "E
 142 ", "E 143 ", "L 141 ", "M 142 ", "M 143 ", "R 141
 ", "SUP142"

District	Count
14313 H143-013	1
14316 H143-016	5
14317 H143-017	6
14318 H143-018	15
14329 H143-029	4
14332 H143-032	1
14333 H143-033	1
BFT Brownsburg Fire	2
DFD Danville Fire	5
PFT Plainfield Fire	12
	93
R 141 Rescue 141	
14102 H141-002	7
14103 H141-003	3
14104 H141-004	7
14105 H141-005	1
14111 H141-011	23
14112 H141-012	3
14119 H141-019	10
14120 H141-020	3
14123 H141-023	2
14124 H141-024	3
14125 H141-025	2
14126 H141-026	3
14207 H142-007	1

WASHINGTONTWP AVON

Incidents by Unit by District

Alarm Date Between {08/01/2016} And {08/31/2016}
 and Incident Type In "300 ", "311 ", "320 ", "321
 ", "322 ", "323 ", "324 ", "341 ", "342 ", "350 ", "351
 ", "352 ", "353 ", "357 ", "360 ", "361 ", "370 ", "371
 ", "372 ", "381 " and Unit In "1401 ", "1402
 ", "1420 ", "1430 ", "1440 ", "1450 ", "BC140 ", "E
 142 ", "E 143 ", "L 141 ", "M 142 ", "M 143 ", "R 141
 ", "SUP142"

District	Count
14208 H142-008	3
14209 H142-009	2
14210 H142-010	1
14301 H143-001	1
DFD Danville Fire	1
PFT Plainfield Fire	1
	<hr/> 77

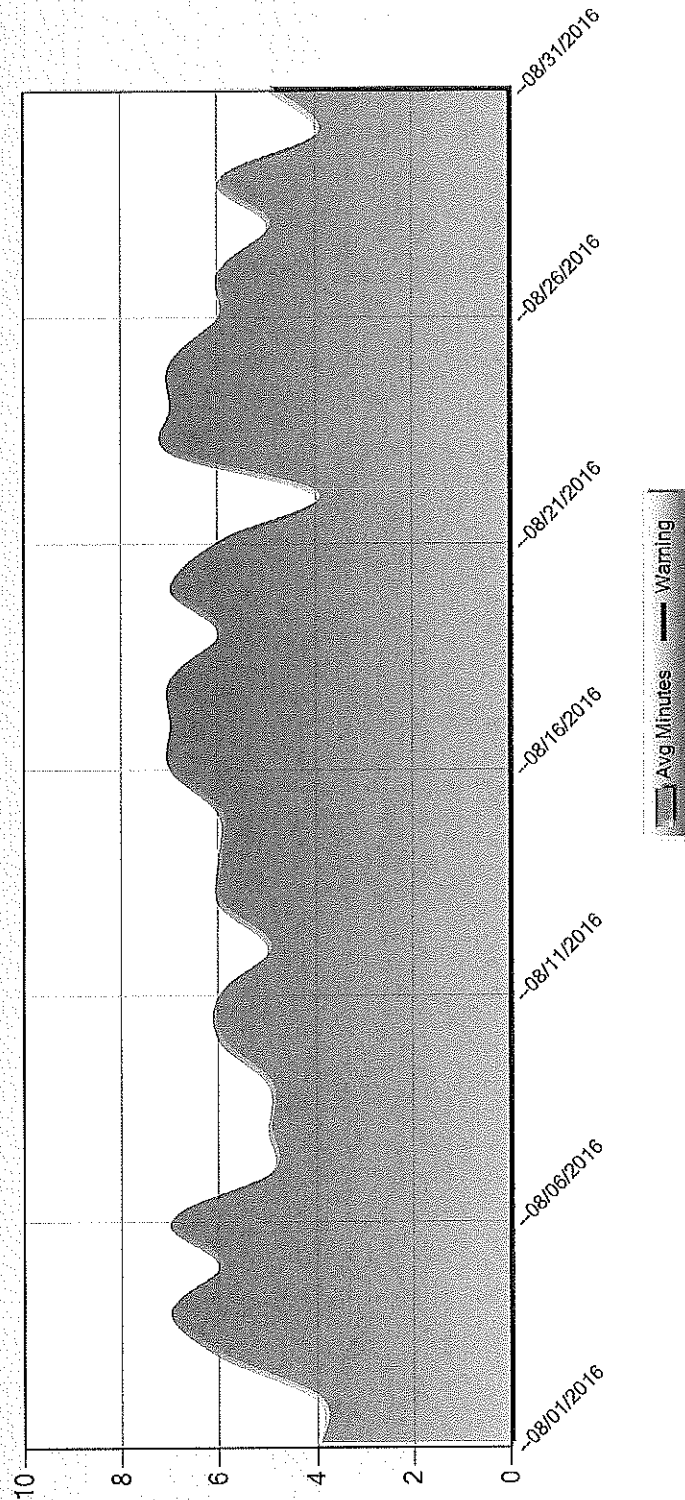
Total Units Responded: 428

Washington Township/Avon Fire Department

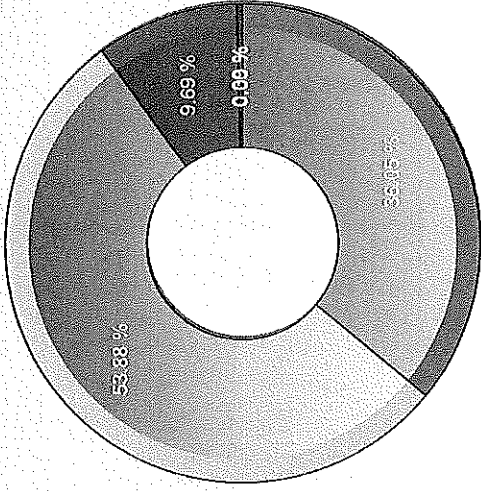
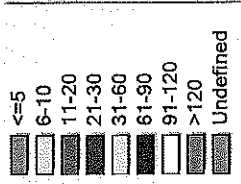
Average Response Time

6 minutes 17 seconds

8/1/2016 to 8/31/2016



Minutes	Number	Pct
<=5	93	36 %
6-10	139	54 %
11-20	25	10 %
21-30	1	0 %
31-60	0	0 %
61-90	0	0 %
91-120	0	0 %
>120	0	0 %
Undefined	0	0 %

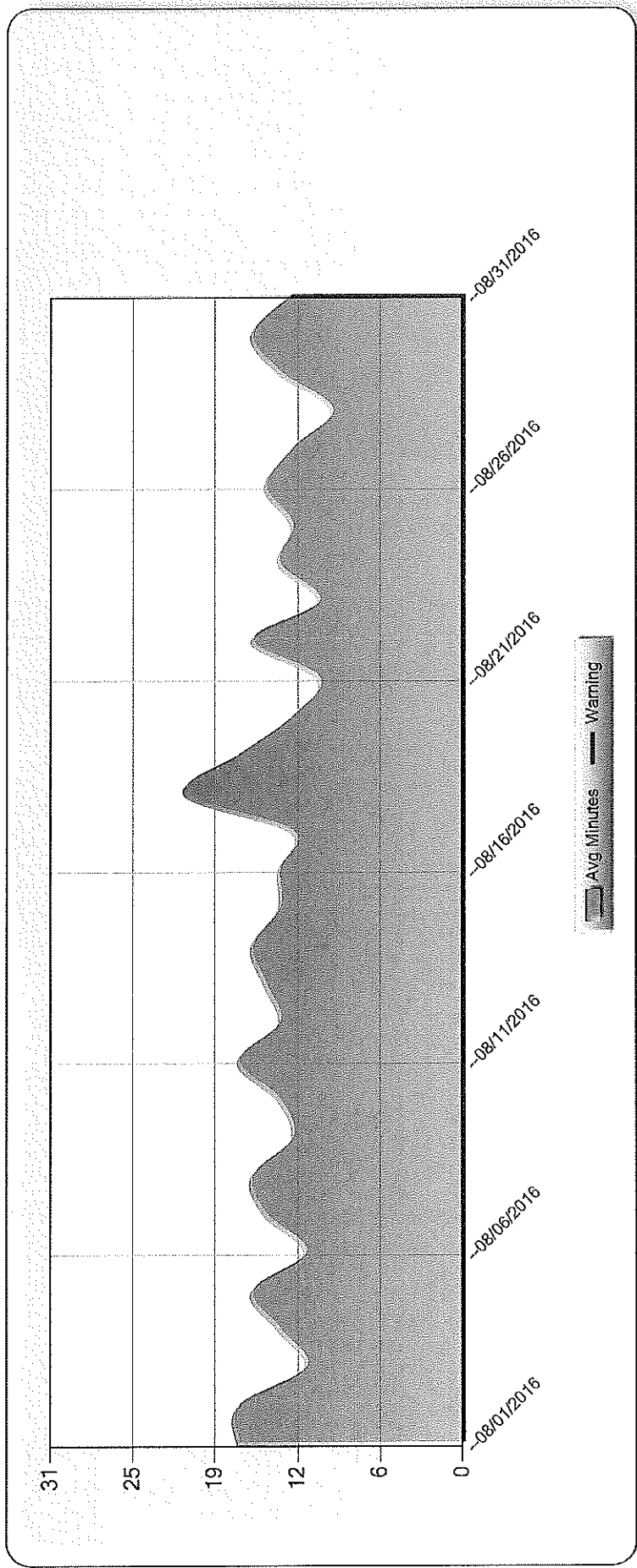


Washington Township/Avon Fire Department

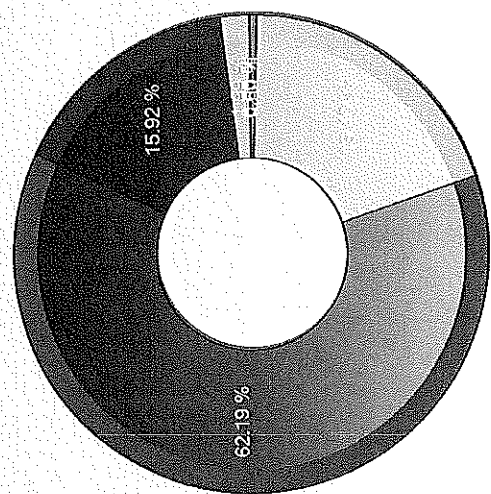
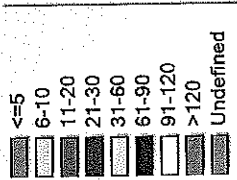
Average Scene Time

14 minutes 55 seconds

8/1/2016 to 8/31/2016



Minutes	Number	Pct
<=5	1	0 %
6-10	39	19 %
11-20	125	62 %
21-30	32	16 %
31-60	4	2 %
61-90	0	0 %
91-120	0	0 %
>120	0	0 %
Undefined	0	0 %





Fire Inspection/Investigation Division
August 2016 Monthly Report

	August
Fire Inspections/Consultations	53
Plan Review	6
Site Review	3
Inspector Call Outs	0
<i>Total Number</i>	62
Fire Investigation Cases	
Undetermined	0
Accidental	0
Natural	1
Incendiary	0
<i>Total Fire Investigation Cases</i>	1

Division Notes:

- The Division brought in \$598.89 in plan review fees.
- Five department investigators attended the 2016 Indiana Fire Investigation Conference.
- Four department investigators attended an origin and cause live burn training at IMPD training academy.



Division of Public Education
August 2016
Report by: Karen Hendershot



Director of Public Education	July	August	YTD.
Public Education	3	5	70
Public Relation	0	2	8
Fundraising	0	1	1
CPR and First Aid	5	2	17
EMS coverage	0	0	0
Fitness and Wellness	12	12	92
Monthly Total	20	22	188

Crews/ HQ Staff	July	August	YTD
Public Education	1	0	18
Public Relation	2	3	14
Fundraising	0	0	0
EMS coverage	0	0	0
Fitness and Wellness	4	0	17
Monthly Total	7	3	50

	July	August	YTD
Cancelled	0	0	2
Rescheduled	0	0	0
Refer/Deny	0	0	0
Total Events			238
Total Contacts			14410

Director of Public Education Events:

- **Public Education Events**
 - 2- CPR Skills Sessions
 - National Night Out Event – August 2nd
 - Project Lifesaver 5K – YMCA – August 13th
 - Wing Eating Contest at AHS Band Community Day – August 20th
- **Car Seat Installations**
 - 2- installation appointments
 - 3 – Parent Information Sessions for Child Restraint Safety – Light and Life and Play N Share
- **Fitness Classes**
 - 4 - Insanity/PiYo Group fitness classes at Pavilion Center
 - 3 – PiYo Group fitness classes at Light and Life Church

Upcoming Events:

- Risk Watch preschool lessons begin – Child Passenger Safety
- Civilian Firefighter Academy – September 7th
- Jr. Firefighter Combat Challenge – Heritage Festival – September 24th
- Will attend the PLS Annual Conference – September 26-30th

Ongoing items for future:

- Fire Prevention Week – October 10-15 – Open House will be October 15th 11:00-2:00
- Firefighter for a Day – November 15th – will begin to invite participants again soon

Aug
2016

Total Page : 1 of 3
Page : 1 of 1
Date : 09/06/2016
Time : 08:40:45
History ID : 2205458

Credit Summary

Summary By Credit Code
payments rec'd

<u>ID</u>	<u>Description</u>	<u>Credits</u>	<u>QTY %</u>	<u>Amount</u>	<u>Amount %</u>
CCP	Credit Card Payment	23	7.19	5213.39	6.05
PAIN	Payment-Insurance-Auto	4	1.25	4036.70	4.68
PMCB	Payment-Medicare-Part B	54	16.88	18745.35	21.75
PMCD	Payment-Medicaid	30	9.38	7820.03	9.07
PPCH	Payment-Private-Check	70	21.88	15324.17	17.78
PPIN	Payment-Insurance-Primary	67	20.94	29277.44	33.97
PRRM	Payment Railroad Medicare	1	0.31	493.21	0.57
PSIN	Payment-Insurance-Secondary	40	12.50	3595.60	4.17
PSPE	Payment-Special Source	31	9.69	1678.61	1.95
Totals For All		320		86184.50	

	2014 Revenue	2014 Month to year	2015 Revenue	2015 Month to year	2015 Goal	2016 Revenue	2016 Month to year	2016 Goal
January	54,584.17	54,584.17	64,959.80	64,959.80	\$50,000.00	61,312.64	61,312.64	\$58,333.00
February	58,189.62	112,773.79	69,097.43	134,057.23	\$100,000.00	67,647.71	128,960.35	\$116,666.00
March	61,251.10	174024.89	66,187.85	200,245.08	\$150,000.00	80,507.95	209,468.30	\$174,999.00
April	54,551.95	228576.84	68,658.68	268,903.76	\$200,000.00	53,188.98	262,657.28	\$233,332.00
May	52,678.64	281255.48	49,065.73	317,969.49	\$250,000.00	66,687.15	329,344.43	\$291,665.00
June	44,349.28	325604.76	62,226.17	380,195.66	\$300,000.00	67,215.67	396,560.10	\$349,998.00
July	54,312.78	379917.54	64,678.09	444,873.75	\$350,000.00	74,219.79	470,779.89	\$408,331.00
August	61,615.57	441533.11	65,705.82	510,579.57	\$400,000.00	86,194.50	556,974.39	\$466,664.00
September	45,940.52	487473.63	69,257.42	579,836.99	\$450,000.00	0.00	556,974.39	\$524,997.00
October	78,108.15	565581.78	95,265.91	675,102.90	\$500,000.00	0.00	556,974.39	\$583,330.00
November	56,383.36	621965.14	69,149.86	744,252.76	\$550,000.00	0.00	556,974.39	\$641,663.00
December	74,372.30	696337.44	73,504.01	817,756.77	\$600,000.00	0.00	556,974.39	\$699,996.00

**This amount includes a \$85.87 amount which was not entered into the billing system. This money was received from Indiana unclaimed from Anthem. Anthem was not able to provide me with who the money was for. For the month of May.

Chart Title

