

# **Washington Township / Avon Fire Department**

311 Production Drive Avon, Indiana 46123  
Phone: 317-272-2155 Fax: 317-272-2733 [www.avonfd.org](http://www.avonfd.org)

Dan Smith  
Fire Chief

Gerald George  
Assistant Chief

Levi Carpenter  
Fire Marshal

Jim Adams  
Training Chief

Ted Allen  
EMS Chief

Karon Hendershot  
Director of Public Education

Bob Wellington  
Support Services

## **Fire Chief's Report**

*December 2014*

### **Run Totals:**

		Nov	Dec
Monthly	2014	359	424
	2013	343	325
YTD	2014	4076	4510
	2013	3370	3695

### **Public Education:**

Events	Monthly	13
	YTD Events	430
	Contacts YTD	23863

### **EMS Division:**

Monthly Training	888.5 man hours
YTD	4217.5 man hours

### **Fire Training Division:**

Monthly Training	559.5 man hours
YTD	6211.5 man hours

### **Prevention/Investigation Division:**

Service Calls	201
Fire Investigations	2

The month of December has been filled mostly with work on specified goals contained in the township strategic plan. During the month, we conducted meetings with all officers to explain how progress will be measured in relation to the strategic plan. In addition to these meetings, we conducted meetings with all of our department members to discuss the strategic plan of the township, and receive feedback on the plan. We are not in the process of addressing those suggestions as we finalize the plan.

The one issue of interest for December is really an overall issue for the year. Our run total for 2013 was 3,695 and for 2014 was 4510, which equates to about 12.5 runs per day. I will do the math for you, that is an increase of 815. That is an increase of approximately 2.25 runs per day. Even though this is not a 50% increase, it is noteworthy. I would equate this increase to two possible items. First would just be an overall increase in service requests, and I would equate some of the increase to the fact that, thanks to Chief George, we are doing a better job of capturing all of our runs. I hope in the future, to capitalize on this increase in statistical information to plan for our future accordingly.

Since there are many reports flying around at year end, I will not take up a great deal of your time here talking about issues that may be covered in the annual report.

In closing, I wanted to highlight the Ladder crew at Station 141, Lt. Brent Shepherd, FF/Paramedic Bryan Anderson, Chauffer Don Wilson and FF/AEMT David Bandy. A couple of weeks ago, I stopped at our new Popeye's for lunch, and sat with this crew for lunch. During our conversation over lunch, I overheard that they were going to leave lunch to go to a local food pantry to help with food distribution. Evidently, unbeknownst to be, over the past several months, this crew has been assisting this local congregation and food pantry with packing and loading food for individuals that take advantage of this service from the church. I was impressed with the fact that this crew was not making a big deal about their selfless service, and that they were not concerned that others knew that they were providing this assistance. Thanks to this crew for their service to our community.

**Emergency Operations Monthly Report  
December 2014**

**Emergency Responses:**

**December 2014 Total - 424**

C1401 – 3	EG142 – 121	LD141 – 55	MD142 – 163
C1402 – 5	EG143 – 101	RE141 – 98	MD143 – 141
C1420 – 0		SUP142 – 1	SQ141 – 6
C1430 – 1		PLS1 – 0	
C1440 – 15			
C1450 – 6			
BC14 – 36			

**Overall average response time of all apparatus for the month of December: 5:56**

**Mutual Aid Given & Received**

<u>Department</u>	<u>Given (EMS/Fire)</u>	<u>Received (EMS/Fire)</u>	<u>Total (Given/Rec)</u>
BFT	7/6	8/8	13/16
DFD	7/6	8/1	13/9
LIBFD	0/0	1/0	0/1
MCFD	1/0	0/0	1/0
PFT	18/6	12/9	19/21
PITTFD	1/0	0/1	1/1
SFD	0/0	0/1	0/1
WTFD	19/41	4/9	15/13

**Staffing:**

- Number of days SQ141 in-service: 0
- Number of overtime positions filled:
  - For minimum staffing: 5
  - To keep SQ141 in-service: 0

**Incidents Year to Date 2014 – 4,510**

C1401 – 21	EG142 – 1,278	LD141 – 808	MD142 – 1,572
C1402 – 46	EG143 – 907	RE141 – 790	MD143 – 1,364
C1420 – 25		SUP142 – 7	SQ141 – 400
C1430 – 25		PLS1 – 2	
C1440 – 231			
C1450 – 40			
BC14 – 419			

# Run Reports 2014

	Jan	Feb	Mar	Apr	May	Jun	Jul	Aug	Sep	Oct	Nov	Dec	Total
L 141	49	58	51	60	97	96	100	56	58	67	61	55	808
R 141	56	53	59	47	56	24	44	93	101	87	72	98	790
SQ 141	91	48	62	58	63	69	1	2	0	0	6	0	400
BC 14	60	21	20	40	43	33	43	31	29	33	30	36	419
E 142	116	75	77	94	116	100	124	118	124	111	102	121	1278
M 142	145	105	110	108	124	125	124	146	127	147	148	163	1572
E 143	80	41	71	64	79	69	95	81	78	81	67	101	907
M 143	116	91	103	86	111	113	116	120	132	131	105	141	1365
<b>TMR</b>	<b>426</b>	<b>309</b>	<b>324</b>	<b>315</b>	<b>391</b>	<b>361</b>	<b>395</b>	<b>375</b>	<b>448</b>	<b>442</b>	<b>360</b>	<b>424</b>	<b>4510</b>

## Monthly Percentage of Runs

L 141	12%	19%	16%	19%	25%	27%	25%	15%	14%	16%	17%	13%	
R 141	13%	17%	18%	15%	14%	7%	11%	25%	24%	21%	20%	23%	
SQ 141	21%	16%	19%	18%	16%	19%	0%	1%	0%	0%	2%	0%	
BC 14	14%	7%	6%	13%	11%	9%	11%	8%	7%	8%	8%	8%	
E 142	27%	24%	24%	30%	30%	28%	31%	31%	30%	27%	28%	29%	
M 142	34%	34%	34%	34%	32%	35%	31%	39%	30%	36%	41%	38%	
E 143	19%	13%	22%	20%	20%	19%	24%	22%	19%	20%	19%	24%	
M 143	27%	29%	32%	27%	28%	31%	29%	32%	32%	32%	29%	33%	

## Monthly Run Percentages Per Station

Station 141	46.01%	51.46%	53.09%	52.38%	55.24%	52.35%	36.71%	40.27%	38.04%	37.38%	38.61%	36.08%	
Station 142	61.27%	58.25%	57.72%	64.13%	61.38%	62.33%	62.78%	70.40%	60.05%	62.62%	69.44%	66.98%	
Station 143	46.01%	42.72%	53.70%	47.62%	48.59%	50.42%	53.42%	53.60%	50.24%	51.46%	47.78%	57.08%	

### Monthly EMS Runs

	Jan	Feb	Mar	Apr	May	Jun	Jul	Aug	Sep	Oct	Nov	Dec	Total
Station 141	27	23	19	14	39	17	36	36	32	32	23	20	40
Station 142	83	65	71	74	80	90	109	127	127	132	128	141	1227
Station 143	71	57	65	54	67	87	90	82	111	108	75	119	986

### Monthly Fire Runs

	Jan	Feb	Mar	Apr	May	Jun	Jul	Aug	Sep	Oct	Nov	Dec	Total
Station 141	2	4	7	8	9	5	6	1	9	5	12	6	74
Station 142	7	2	12	6	7	2	9	1	5	4	6	2	63
Station 143	1	0	3	4	2	0	1	1	3	1	1	3	20

### Good Intent/Service Calls

	Jan	Feb	Mar	Apr	May	Jun	Jul	Aug	Sep	Oct	Nov	Dec	Total
Station 141	32	24	27	30	38	24	32	24	19	29	24	30	333
Station 142	29	21	11	14	30	18	18	25	24	22	16	24	252
Station 143	16	6	6	10	25	20	20	24	27	23	22	17	216

## Monthly HazMat Runs

[illegible]

## False Alarms

	Jan	Feb	Mar	Apr	May	Jun	Jul	Aug	Sept	Oct	Nov	Dec	Total
Station 141	13	15	3	5	13	13	9	11	3	13	5	10	113
Station 142	13	7	5	5	13	8	7	9	6	4	3	2	82
Station 143	2	3	1	1	3	5	9	5	6	4	2	5	46

## Severe Weather &amp; Natural Disaster/Special Incident

[illegible]

**Washington Township/Avon Fire Department**

**December 2014 Monthly Fire Training Report**

<b>Subject</b>	<b>Date</b>	<b>Hours</b>
<b>Administration</b>	<b>Dec. 9, 2014</b>	<b>12.0</b>
<b>Special Op's</b>	<b>Dec. 10, 2014</b>	<b>5.0</b>
<b>Buildings</b>	<b>Dec. 8, 2014</b>	<b>5.0</b>
<b>Apparatus</b>	<b>Dec. 11, 2014</b>	<b>1.0</b>
<b>Fire Suppression</b>	<b>Dec. 6, 20, and 30, 2014</b>	<b>49.0</b>
<b>HazMat</b>	<b>Dec. 1, 3, 5, 8, and 10, 2014</b>	<b>31.0</b>
<b>Leadership Summit</b>	<b>Dec. 10, 11, 12, 15, and 19, 2014</b>	<b>273.0</b>
<b>PIA</b>	<b>Dec. 19, 2014</b>	<b>14.0</b>
<b>Ladders</b>	<b>Dec. 24, 2014</b>	<b>3.0</b>
<b>Tele Staffing/Firehouse</b>	<b>Dec. 29, and 30, 2014</b>	<b>40.5</b>
<b>Frost</b>	<b>Dec. 22, 24, and 24, 2014</b>	<b>126.0</b>
	<b>Total Man-hours</b>	<b>559.5</b>
	<b>YTD</b>	<b>6,211.5</b>



**Fire Inspection/Investigation Division**  
*December 2014 Monthly Report*

	December
<b>Fire Inspections/Consultations</b>	195
<b>Plan Review</b>	3
<b>Site Review</b>	2
<b>Inspector Call Outs</b>	1
<b><i>Total Number</i></b>	201
<b>Fire Investigation Cases</b>	
Undetermined	1
Accidental	1
Natural	0
Incendiary	0
<b><i>Total Fire Investigation Cases</i></b>	2

**Division Notes:**

- The Division brought in \$1,110.17 in building plan review, and fire protection permit fees last month.





Division of Public Education  
December 2014  
Report by: Karen Hendershot



Director of Public Education	Nov.	Dec.	YTD.
Public Education	14	13	210
Public Relation	0	0	12
Fundraising	0	0	3
EMS coverage	0	0	0
Fitness and Wellness	7	9	90
<b>Monthly Total</b>	19	21	315

Crews/ HQ Staff	Nov.	Dec.	YTD
Public Education	4	3	48
Public Relation	1	1	36
Fundraising	0	0	1
EMS coverage	1	0	27
Fitness and Wellness	0	0	3
<b>Monthly Total</b>	6	4	115

	Nov.	Dec.	YTD
Cancelled	3	0	3
Rescheduled	3	0	5
Refer/Deny	0	0	4
<b>Total Events</b>			430
<b>Total Contacts</b>			23863

### Director of Public Education Events:

- **CPR Class**
  - 1- Chief Allen and myself taught CPR to community members – December 30th
- **Preschool Risk Watch Program**
  - 3 preschool lessons completed due to reschedule from November for Poison Safety.
- **Car Seat Installations**
  - 1- inspection appointment (1- done by Jenny Zeunik)
- **Fitness Classes**
  - 5- Insanity/PiYo Group fitness classes at Pavilion Center/Light and Life Church
  - 3 - Insanity classes to 7<sup>th</sup> and 8<sup>th</sup> grade students at AMS-South – Mr. Hansel's and Mr. Walden's classes (6 classes total)
- **Project Lifesaver**
  - Added 1 new client

### Crew/HQ Staff Events

- 3- station tours to preschool children
- 1 – crew helped with the Food Pantry at Light and Life Church

## **Ideas for Future:**

- Will be starting ACE Group Fitness Instructor online class with Jenny Zeunik.
  - 12 week course, with plans to expand the fitness opportunities that we can provide.
  - Couch to 5K program with end result of a 5K at the Washington Township Park has been discussed. Beginning stages of planning have been started.
- Continue partnership with AHS Video Broadcasting classes to make safety videos to feature on YouTube and incorporate into the schools in the near future.
- Incorporate health and fitness initiative into senior living communities/nursing homes.
- Partner with Bierman ABA at the HRH YMCA to raise awareness for Autism and Project Lifesaver.

December 2014

## Monthly Reports - SUPPORT SERVICES DIVISION

					Total Price	Running Total
Menards	2014, 12	14-2500 - Engine 142 2014 Ferrara	Scoop Shovel		\$19.99	\$19.99
Menards	2014, 12	Station 141	Premixed Concrete Patch		\$7.48	\$27.47
Menards	2014, 12	Headquarters	Misc.		\$35.64	\$63.11
Auto Zone	2014, 12	OIL DRY	80 Bags Oil Dry		\$360.00	\$423.11
Municipal Emergency Service	2014, 12	EMS Pants	NAVON00113 EM2-86*9 Pants Navy-Avon		\$540.00	\$963.11
The Uniform House	2014, 12	Gerald George- Uniforms	Class A Coat		\$134.70	\$1,097.81
The Uniform House	2014, 12	Steve Whicker - Uniforms	2 Pair Pants		\$40.86	\$1,138.67
Embroidery Plus	2014, 12	Headquarters - Clothing	Sweatshirts, Shorts		\$704.25	\$1,842.92
Donley Safety	2014, 12	Tetrahedrons	Lime/Yellow Reflexite Tetrahedrons		\$16.60	\$1,859.52
Plainfield Equipment Inc.	2014, 12	14-2500 - Engine 142 2014 Ferrara	Portable Generator Cord		\$18.98	\$1,878.50
Auto Zone	2014, 12	Headquarters	1 Jump Starter		\$84.59	\$1,963.09
Economy Plus Janitor Supplies	2014, 12	Station Supplies - HQ	Misc. Supplies for Stations Invoice 147744		\$359.25	\$2,322.34
Pomp's Tire Service	2014, 12	03-2845 Engine 142	Road Service Air Up Flat Tire		\$85.00	\$2,407.34
Auto Zone	2014, 12	Headquarters	Eiko Halgen Headlamp		\$2.89	\$2,410.23
Auto Zone	2014, 12	Headquarters	Funnel & ATF Fluid		\$22.92	\$2,433.15
Waymire A. P. S., Inc.	2014, 12	10-8018 2010 Chev. Tahoe	1 - Monitor Mount		\$66.89	\$2,500.04
The Uniform House	2014, 12	Jon Joseph - Dress Shoes Uniforms	Class A Shoes		\$105.00	\$2,605.04
FedEx	2014, 12	Headquarters	Innovative Controls - 2-871-89640		\$12.05	\$2,617.09
Municipal Emergency Service	2014, 12	Duty Boots	Duty Boots Bob Reffett		\$77.77	\$2,694.86
FedEx	2014, 12	Headquarters	Invoice # 2-806-50355 - Knox Company		\$16.77	\$2,711.63
Menards	2014, 12	Station 143	HASP for Station 143 EMS Cabinets		\$5.98	\$2,717.61
The Uniform House	2014, 12	Rich Lau - Pants	24-7 Series Duty Pants		\$77.84	\$2,795.45
Champion Chevrolet	2014, 12	09-2693 Reserve HM149	Inspect Engine for Exhaust Leak		\$219.50	\$3,014.95
Culligan of Indianapolis	2014, 12	Ice Melt	49 - 50lb. Ice Melt		\$416.50	\$3,431.45
Indy Tire Centers	2014, 12	10-8018 2010 Chev. Tahoe	Repair Tire L/R		\$20.00	\$3,451.45
NAPA Auto Parts	2014, 12	03-3001 Engine 143	Switch for Rear Spot Light		\$20.99	\$3,472.44

December 2014

Monthly Reports - SUPPORT SERVICES DIVISION

					Total Price	Running Total
Claude & Greg's	2014, 12	10-8018	2010 Chev. Tahoe	Passenger Side Sea	\$175.00	\$3,647.44
Waymire A. P. S., Inc.	2014, 12	02-2705	Ladder 141	Alley Light	\$55.00	\$3,702.44
Industrial Maintenance Solutions LLC	2014, 12	Wash & Wax		Truck Wash & Wax	\$201.25	\$3,903.69
Auto Zone	2014, 12	Headquarters		Funnel & ATF Fluid	\$9.70	\$3,913.39
Auto Zone	2014, 12	10-0308	M142	Low Beam Headlights	\$17.99	\$3,931.38
Zore's Inc. Wrecker	2014, 12	13-5910	Medic 143 Ford F-450	Towed from Champion Chev. to Andy Mohr Ford	\$185.00	\$4,116.38
The Uniform House	2014, 12	Preston Aspeslet		Class A Hat	\$47.00	\$4,163.38
Donley Safety	2014, 12	Helmets		1 - Red Helmet - 1 White Helmet	\$420.00	\$4,583.38
Marilyn's Towing & Recovery	2014, 12	13-5910	Medic 143 Ford F-450	Tow Bill Medic 143 to Andy Mohr Ford	\$145.00	\$4,728.38

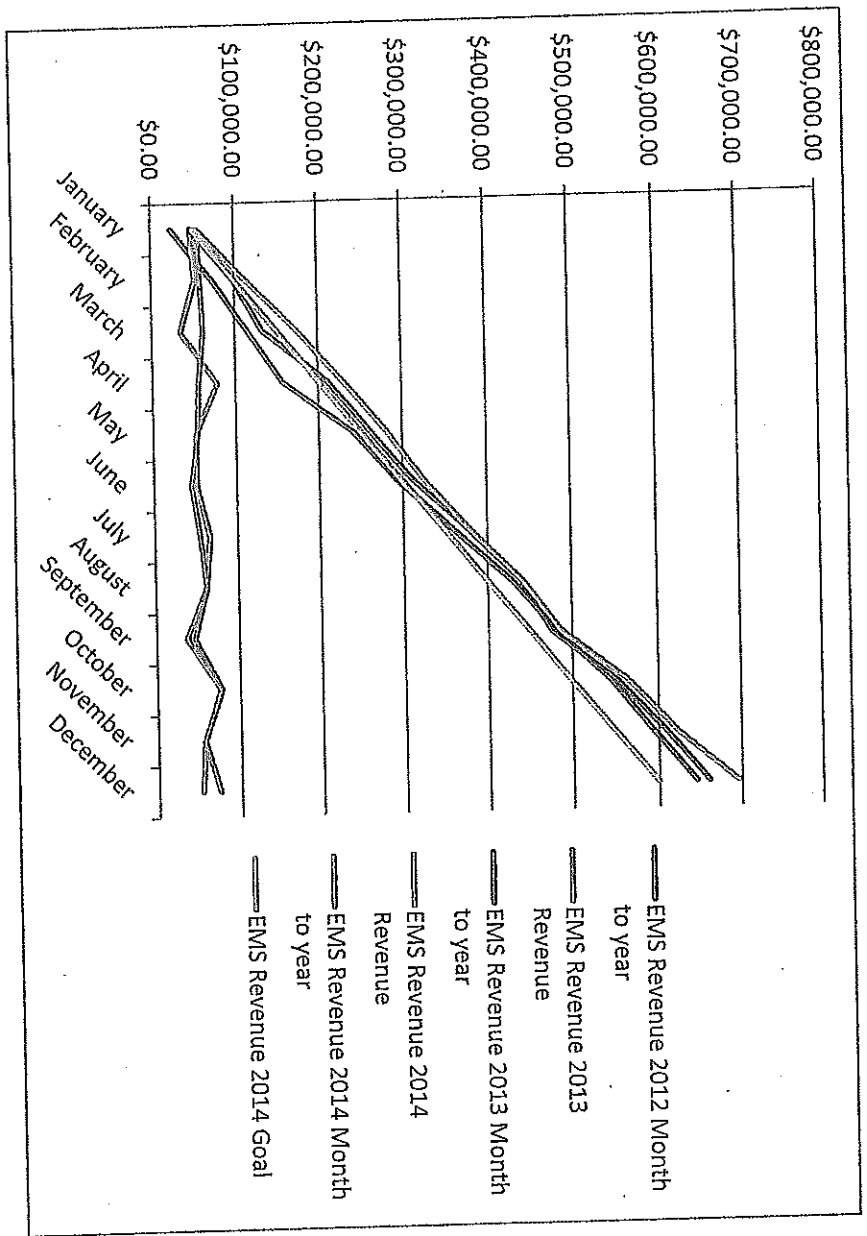
Dec  
2014

Total Page : 1 of 3  
Page : 1 of 1  
Date : 01/07/2015  
Time : 07:47:45  
History ID : 2201233

## Credit Summary

Summary By Credit Code  
payments rec'd

<u>ID</u>	<u>Description</u>	<u>Credits</u>	<u>QTY %</u>	<u>Amount</u>	<u>Amount %</u>
CCP	Credit Card Payment	21	8.11	4019.81	5.41
PAIN	Payment-Insurance-Auto	4	1.54	2415.30	3.25
PMCB	Payment-Medicare-Part B	97	37.45	31985.97	43.04
PMCD	Payment-Medicaid	9	3.47	1709.84	2.30
PPCH	Payment-Private-Check	53	20.46	12977.31	17.46
PPIN	Payment-Insurance-Primary	32	12.36	16058.07	21.61
PRRM	Payment Railroad Medicare	3	1.16	606.39	0.82
PSIN	Payment-Insurance-Secondary	27	10.42	2203.68	2.97
PSPE	Payment-Special Source	13	5.02	2332.26	3.14
<b>Totals For All</b>		<u>259</u>		<u>74308.63</u>	



**Washington Township/Avon Fire Department**  
**December 2014 Monthly Fire Training Report**

<b>Subject</b>	<b>Date</b>	<b>Hours</b>
Administration	Dec. 9, 2014	12.0
Special Op's	Dec. 10, 2014	5.0
Buildings	Dec. 8, 2014	5.0
Apparatus	Dec. 11, 2014	1.0
Fire Suppression	Dec. 6, 20, and 30, 2014	49.0
HazMat	Dec. 1, 3, 5, 8, and 10, 2014	31.0
Leadership Summit	Dec. 10, 11, 12, 15, and 19, 2014	273.0
PIA	Dec. 19, 2014	14.0
Ladders	Dec. 24, 2014	3.0
Tele Staffing/Firehouse	Dec. 29, and 30, 2014	40.5
Frost	Dec. 22, 24, and 24, 2014	126.0
	Total Man-hours	559.5
	YTD	6,211.5

Washington Township / Avon Fire Department  
December 2014 Monthly EMS Report

EMS RESPONSES

1402	
1430	
1450	1
Battalion 14	7
Ladder 141	9
Rescue 141	93
Engine 142	84
Engine 143	72
Medic 142	138
Medic 143	122
Squad 141	0

EMS TRAINING - Department Level

Subject	Type*	Date	Hours
PEDS ALTE	L	15-Dec-14	28
PEDS ALTE	L	16-Dec-14	32
PEDS ALTE	L	17-Dec-14	32

EMS TRAINING - Company Level

EMS TRAINING - Outside

Advanced Life Support Audit and Review	L	3-Dec-14	20
Peer Fitness Symposium	L&P	4-Dec-14	32
Peer Fitness Symposium	L&P	5-Dec-14	40

Monthly Total 194

Year to Date Total 3034.5

\* L = Lecture P = Practical L&P = Combination

I = Interactive Video training

4217.5



# WASHINGTONTWEPAVON

## Incidents by Unit by District

Alarm Date Between {12/01/2014} And {12/31/2014}  
and Incident Type In "300 ", "311 ", "320 ", "321  
", "322 ", "323 ", "324 ", "350 ", "351 ", "352 ", "353  
", "360 ", "361 ", "362 ", "381 " and Unit In "1401  
", "1402 ", "1420 ", "1430 ", "1450 ", "BC140 ", "E  
142 ", "E 143 ", "LD141 ", "M 142 ", "M 143 ", "M 149  
", "R 141 ", "SQ141 ", "SUP142"

District	Count
1450 Division Chief of EMS	
142 Station 142	1
	1
BC140 Battalion Chief 140	
141 Station 141	5
142 Station 142	1
BFT Brownsburg Fire	1
	7
E 142 Engine 142	
141 Station 141	7
142 Station 142	75
PFT Plainfield Fire	1
TOWN Town of Avon	1
	84
E 143 Engine 143	
No District Noted	1
141 Station 141	14
142 Station 142	8
143 Station 143	47
DFD Danville Fire	1
TOWN Town of Avon	1
	72
LD141 Ladder 141	
No District Noted	1
141 Station 141	6
142 Station 142	2
	9
M 142 Medic 142	
No District Noted	2
141 Station 141	38
142 Station 142	78
BFT Brownsburg Fire	3
PFT Plainfield Fire	4

# WASHINGTONTWP AVON

## Incidents by Unit by District

Alarm Date Between {12/01/2014} And {12/31/2014}  
 and Incident Type In "300 ", "311 ", "320 ", "321  
 ", "322 ", "323 ", "324 ", "350 ", "351 ", "352 ", "353  
 ", "360 ", "361 ", "362 ", "381 " and Unit In "1401  
 ", "1402 ", "1420 ", "1430 ", "1450 ", "BC140 ", "E  
 142 ", "E 143 ", "LD141 ", "M 142 ", "M 143 ", "M 149  
 ", "R 141 ", "SQ141 ", "SUP142"

District	Count
TOWN Town of Avon	2
WTFD Wayne Township Fire	11
	138
M 143 Medic 143	
No District Noted	3
141 Station 141	52
142 Station 142	10
143 Station 143	46
DFD Danville Fire	4
PFT Plainfield Fire	4
TOWN Town of Avon	3
	122
R 141 Rescue 141	
No District Noted	2
141 Station 141	67
142 Station 142	16
143 Station 143	4
TOWN Town of Avon	4
	93

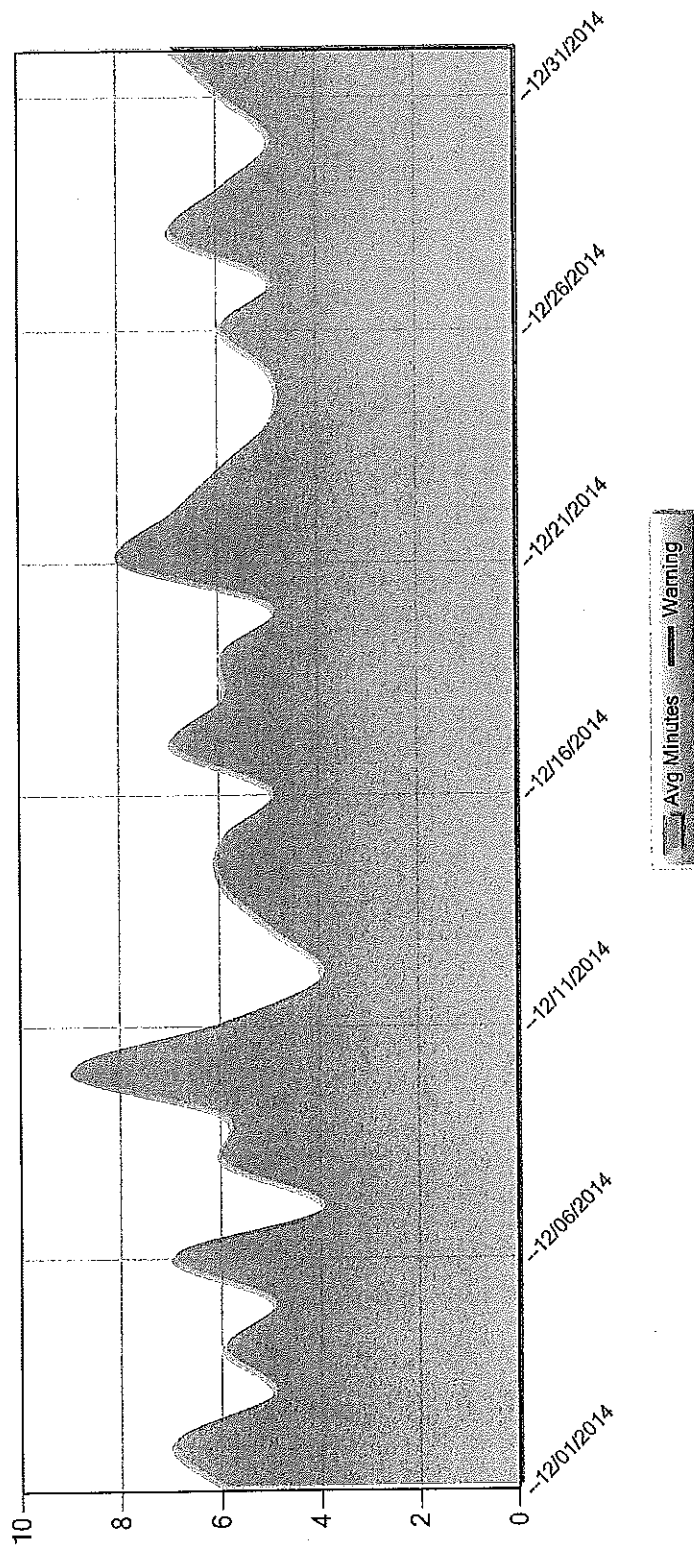
Total Units Responded: 526

# Washington Township/Avon Fire Department

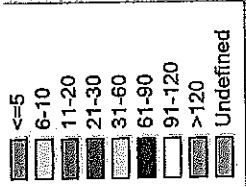
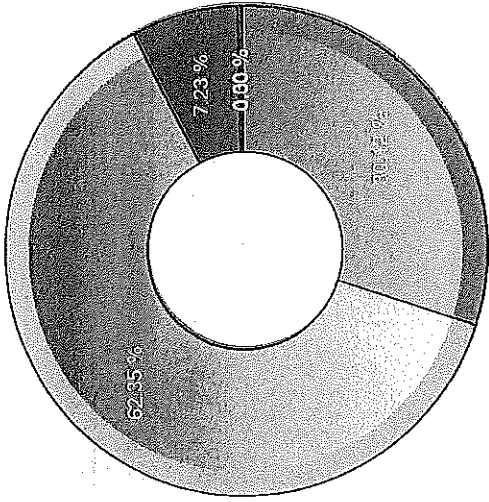
## Average Response Time

6 minutes 14 seconds

12/1/2014 to 1/1/2015



Minutes	Number	Pct
<=5	100	30 %
6-10	207	62 %
11-20	24	7 %
21-30	1	0 %
31-60	0	0 %
61-90	0	0 %
91-120	0	0 %
>120	0	0 %
Undefined	0	0 %

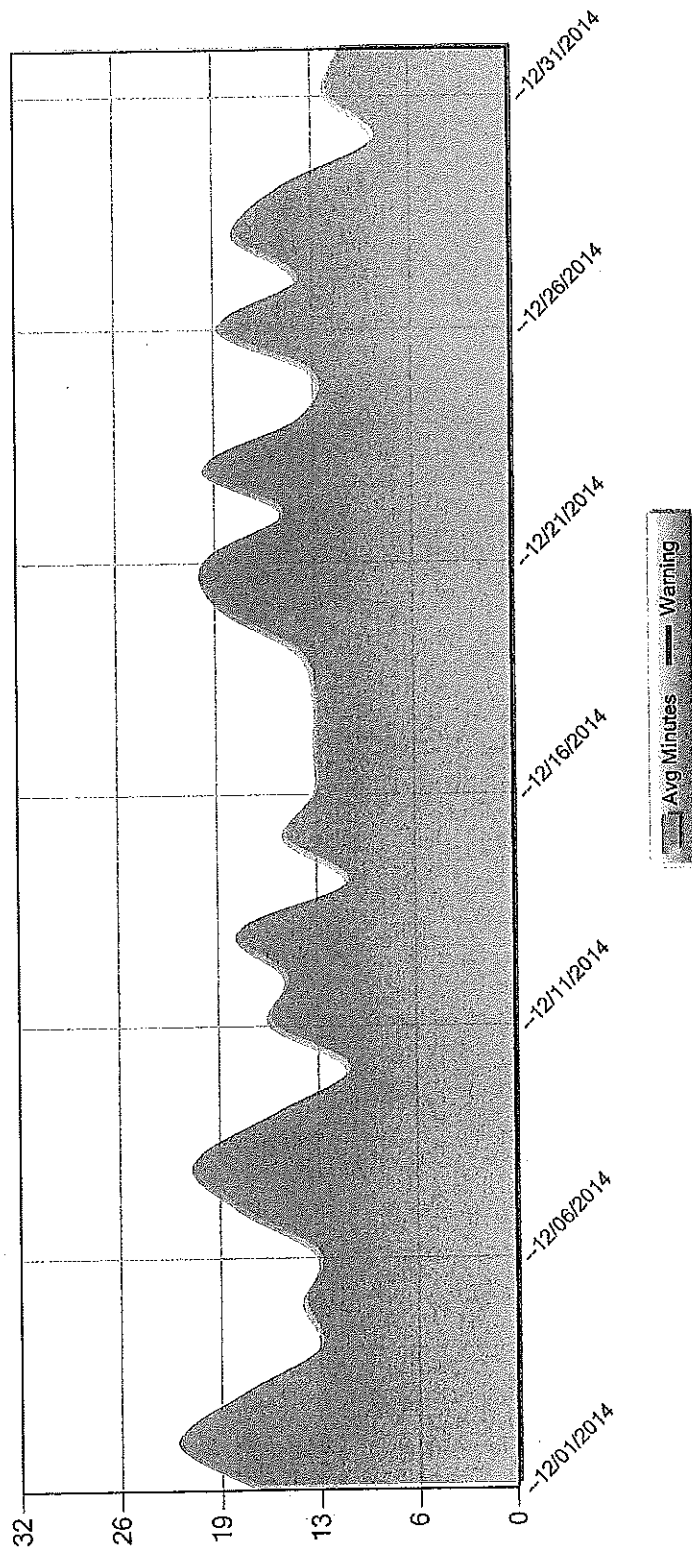


# Washington Township/Avon Fire Department

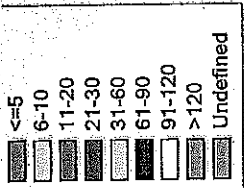
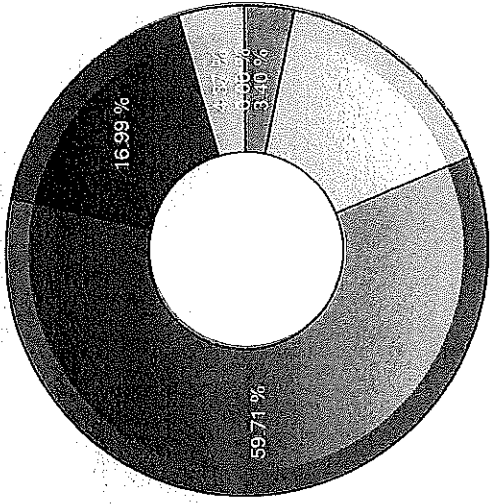
## Average Scene Time

15 minutes 21 seconds

12/1/2014 to 1/1/2015



Minutes	Number	Pct
<=5	7	3 %
6-10	32	16 %
11-20	123	60 %
21-30	35	17 %
31-60	9	4 %
61-90	0	0 %
91-120	0	0 %
>120	0	0 %
Undefined	0	0 %



# EMS Revenue

	2012 Month to year	2013 Revenue	2013 Month to year	2014 Revenue	2014 Month to year	2014 Goal
January	\$23,500.10	\$47,004.72	\$47,004.72	54,584.17	54,584.17	\$50,000.00
February	\$73,110.92	\$51,723.73	\$98,728.45	58,189.62	112,773.79	\$100,000.00
March	\$115,269.38	\$34,094.68	\$132,823.13	61,251.10	174024.89	\$150,000.00
April	\$155,782.80	\$77,463.02	\$210,286.15	54,551.95	228576.84	\$200,000.00
May	\$240,485.46	\$50,991.04	\$261,277.19	52,678.64	281255.48	\$250,000.00
June	\$294,977.53	\$51,369.93	\$312,647.12	44,349.28	325604.76	\$300,000.00
July	\$360,621.54	\$66,153.90	\$378,801.02	54,312.78	379917.54	\$350,000.00
August	\$428,521.80	\$60,770.50	\$439,571.52	61,615.57	441533.11	\$400,000.00
September	\$481,316.26	\$35,985.38	\$475,556.90	45,940.52	487473.63	\$450,000.00
October	\$545,132.70	\$76,518.21	\$552,075.11	78,108.15	565581.78	\$500,000.00
November	\$594,018.75	\$56,717.42	\$608,792.53	56,383.36	621965.14	\$550,000.00
December	\$645,524.35	\$52,988.81	\$661,781.34	74,308.63	696273.77	\$600,000.00