

Washington Township / Avon Fire Department

311 Production Drive Avon, Indiana 46123
Phone: 317-272-2155 Fax: 317-272-2733 www.avonfd.org

Dan Smith
Fire Chief

Gerald George
Assistant Chief

Levi Carpenter
Fire Marshal

John Shafer
Training Chief

Chris Krahn
Support Services

Ted Allen
EMS Chief

Karen Hendershot
Public Education

Fire Chief's Report

January 2017

A new year is upon us, and with the new year, comes new challenges. At different points during the year, I think to myself, it is going to slow down, but that never seems to happen.

Last month the department was able to expand our readiness and responses by the addition of your third transporting ambulance. As we have stated before, approximately 80% of the runs that we make are EMS, and require equipment, training and skills to perform those skills effectively. When reviewing our EMS responses, it was realized that Station 141's response area is the second busiest of the districts in our jurisdiction. In addition, we are now experiencing an average of 13-14 runs per day from our three stations. It was also realized that this run load adds an additional amount of work to those who man our ambulances. Putting the third ambulance will also lighten the paperwork loads that our responders must do. So the third ambulance will benefit not only the responders, but it will also reduce our response times for our transporting medics, as well as increasing our revenues for EMS billing.

A second area of work that began in January, was the beginning of established and required on line trainings for our personnel. In years past, we utilized on line training programs, but realized that we were getting to dependent on those types of trainings. Since then, we have refocused our training efforts on group, hands on training, but we are now supplementing those trainings with on line programs. This type of training allows our personnel to complete required training on their own time schedule, at work or home. This also allows personnel to obtain needed in service hours that are sometimes hard to come by otherwise. In addition, we have partnered with the provider of our EMS trainings, and many of our fire trainings are also being offered through this format. Again, these trainings are pre course or supplemental studies, and other departments are able to access our trainings on the fire side if they would benefit from the topics.

It seems as though this year will have a strong emphasis on training. In addition to the information mentioned, we will also be working to identify a training ground for our fire training, and working on construction and development of the props needed on the property. We will also be researching and installing video equipment at the stations so that trainings can be transmitted by our Division Chiefs or officers from location and it can be viewed at each station.

Candyse and I will be working on a new format for the Fire Chief's report, but with yearend issues, I did not want to over burden her. It will be coming soon.

In closing, I would like to recognize the ladder and medic crew from Station 141 on C shift for their assistance in the removal of the Christmas light at the town hall. The crews not only assisted with the removal of our lights, but they then returned to the station and removed their lights from the holidays also.



Fire Inspection/Investigation Division
January 2017 Monthly Report

	January
Fire Inspections/Consultations	127
Plan Review	6
Site Review	2
Inspector Call Outs	1
Total Number	136
Fire Investigation Cases	
Undetermined	0
Accidental	1
Natural	0
Incendiary	0
Total Fire Investigation Cases	1

Division Notes:

- **The Division brought in \$1,170.77 in plan review fees.**



Division of Public Education
 January 2017
 Report by: Karen Hendershot



Director of Public Education	Jan.		YTD.
Public Education	11		11
Public Relation	0		0
Fundraising	0		0
CPR and First Aid	2		2
EMS coverage	0		0
Fitness and Wellness	7		7
Monthly Total	20		20

Crews/ HQ Staff	Jan.		YTD
Public Education	3		3
Public Relation	0		0
Fundraising	0		0
EMS coverage	0		0
Fitness and Wellness	0		0
Monthly Total	3		8

	Jan.		YTD
Cancelled	0		0
Rescheduled	0		
Refer/Deny	0		
Total Events			28
Total Contacts			704

Director of Public Education Events:

- **Public Education Events**
 - 7 -Risk Watch Lessons- Choking Prevention
 - 2 – Belt Abouts Lessons- Cedar Elem. 3rd grade
 - 4 – Station Tours
- **Car Seat Installations**
 - 4- installation appointments
- **Fitness Classes**
 - 3 - Turbokick Group fitness classes at Pavilion Center
 - 4 – PiYo Group fitness classes at Light and Life Church
- **CPR Program**
 - 2 – Heartsaver CPR Classes

Trainings and Certifications

- Attended Leadership Hendricks County Opening Retreat – Jan. 6-7th

Upcoming Events:

- Risk Watch Lessons will continue – Gun Safety
- Working with Community Outreach Comm. to plan Employee Appreciation Week
- CPR Skills Checks with Avon Community School Corp. – Feb. 6,7,8 and March 13-14
- Planning a Touch-A-Truck event with Hendricks Regional Health for County Fair – July 19th

January 2017

	SHIFT			
	A	B	C	HQ
<i>Administrative:</i>		6	18	
<i>Apparatus:</i>	121.5	170	130	
<i>Building:</i>				
<i>Driver Ed:</i>				
<i>Electrical:</i>				
<i>Fire Suppression:</i>	87	72	154.5	
<i>Hazardous Matl's:</i>	12	11.5	35	
<i>In-House Training:</i>	15.5		2	
<i>Monthly Training:</i>	9			
<i>Recruit Class:</i>				
<i>Special Ops:</i>	37	16	24.5	3
<i>SCBA Maint. & Use:</i>	4		4	
<i>Co. Officer Development:</i>	56	56	24	
HOURS BY SHIFT:	342	331.5	392	3
TOTAL JAN. HOURS:	1068.5			

Washington Township /Avon Fire Department
Monthly EMS Report

January 2017 EMS RESPONSES/TRAINING

Unit	# of responses
1402	2
1430	1
1450	4
Battalion 14	5
Ladder 141	74
Rescue 141	15
Engine 142	83
Engine 143	56
Medic 141	90
Medic 142	98
Medic 143	80

EMS TRAINING - Department Level

Subject	Type*	Date	Hours
CPR	L&P	1/10-12/2017	207
CPR and Cardiac Arrest (Online)	L	31-Jan-17	62

EMS TRAINING - Company Level

Subject	Type*	Date	Hours
Protocol Update	L	January	19.5
Pharmacology	L	2-Jan-17	2.5
EKG	L&P	20-Jan-17	5

EMS TRAINING - Outside Reported

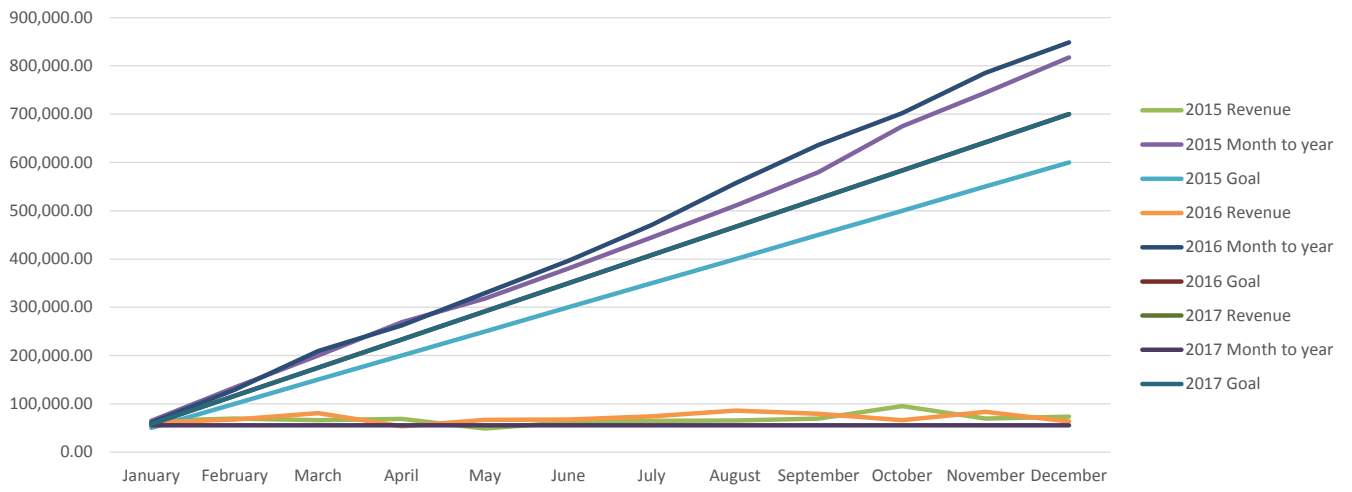
Subject	Type*	Date	Hours
Audit and Review	L	10-Jan-17	24

Monthly Total 320

Year to Date Total 320

* L = Lecture P = Practical L&P = Combination

Chart Title



Credit Summary

Summary By Credit Code payments rec'd

<u>ID</u>	<u>Description</u>	<u>Credits</u>	<u>QTY %</u>	<u>Amount</u>	<u>Amount %</u>
CCP	Credit Card Payment	20	9.05	5047.49	9.07
PAIN	Payment-Insurance-Auto	5	2.26	4153.05	7.46
PMCB	Payment-Medicare-Part B	38	17.19	12712.47	22.85
PMCD	Payment-Medicaid	23	10.41	6726.40	12.09
PPCA	Payment-Private-Cash	1	0.45	25.00	0.04
PPCH	Payment-Private-Check	50	22.62	12582.43	22.61
PPIN	Payment-Insurance-Primary	26	11.76	9858.62	17.72
PRRM	Payment Railroad Medicare	3	1.36	925.87	1.66
PSIN	Payment-Insurance-Secondary	22	9.95	1864.49	3.35
PSPE	Payment-Special Source	33	14.93	1745.79	3.14
Totals For All		221		55641.61	

Credit Schedule/Event Summary
payments rec'd

<u>Schedule</u>	<u>Event ID</u>	<u>Description</u>	<u>Calls</u>	<u>%</u>	<u>Amount</u>	<u>%</u>
5010A		5010 Insurance				
	NONE	NONE NO BILL SENT YET	1	100.00	289.52	100.00
			-----		-----	
			1		289.52	
ANTHEM		ANTHEM PRIVATE PAY				
	1ST	INITIAL BILL 0-30 DAYS	1	50.00	326.41	34.56
	2ND	SECOND BILL 30-60 DAYS	1	50.00	618.00	65.44
			-----		-----	
			2		944.41	
COLL		COLLECTION AGENCY ACCOUNTS				
	COL1	REFERRED TO COLLECTION AGENCY	29	100.00	2115.76	100.00
			-----		-----	
			29		2115.76	
COUPON		TIME PAY COUPON BOOK				
	Coupon	Sent Coupon Book	20	100.00	2176.38	100.00
			-----		-----	
			20		2176.38	
MMXO		MEDICARE/MEDICAID CROSSOVER				
	MMX1	CARE CROSSOVER TO CAID ELECT	27	100.00	9334.48	100.00
			-----		-----	
			27		9334.48	
MVA		MOTOR VEHICLE ACCIDENT				
	1ST	INITIAL BILL 0-30 DAYS	1	100.00	771.05	100.00
			-----		-----	
			1		771.05	
PCAID		MEDICAID PAPER SCHEDULE				
	CAID	MEDICAID PAPER CLAIM FILED	1	100.00	159.53	100.00
			-----		-----	
			1		159.53	
PRIV		PRIVATE PAY NO INSURANCE				
	NONE	NONE NO BILL SENT YET	10	37.04	2854.34	36.76
	1ST	INITIAL BILL 0-30 DAYS	14	51.85	4512.56	58.12
	2ND	SECOND BILL 30-60 DAYS	3	11.11	397.03	5.11
			-----		-----	
			27		7763.93	
SINS		SECONDARY INSURANCE				
	SINS	INSURANCE AFTER PRIMARY	1	20.00	124.00	9.85
	INSC	INSURANCE PAPER CLAIM SENT	4	80.00	1134.63	90.15
			-----		-----	
			5		1258.63	

Credit Schedule/Event Summary
 payments rec'd

<u>Schedule</u>	<u>Event ID</u>	<u>Description</u>	<u>Calls</u>	<u>%</u>	<u>Amount</u>	<u>%</u>
ZERO		ZERO BALANCE CALLS				
	ZERO	ZERO BALANCE CALLS	95	100.00	30827.92	100.00
			-----		-----	
			95		30827.92	
			-----		-----	
Totals For All			208		55641.61	

Custom ▾ Jan 1, 2017 - Jan 31, 2017

06:13

MM:SS
Average Response Time

79%

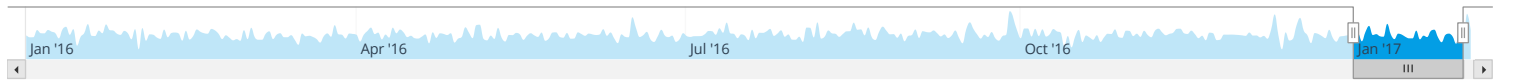
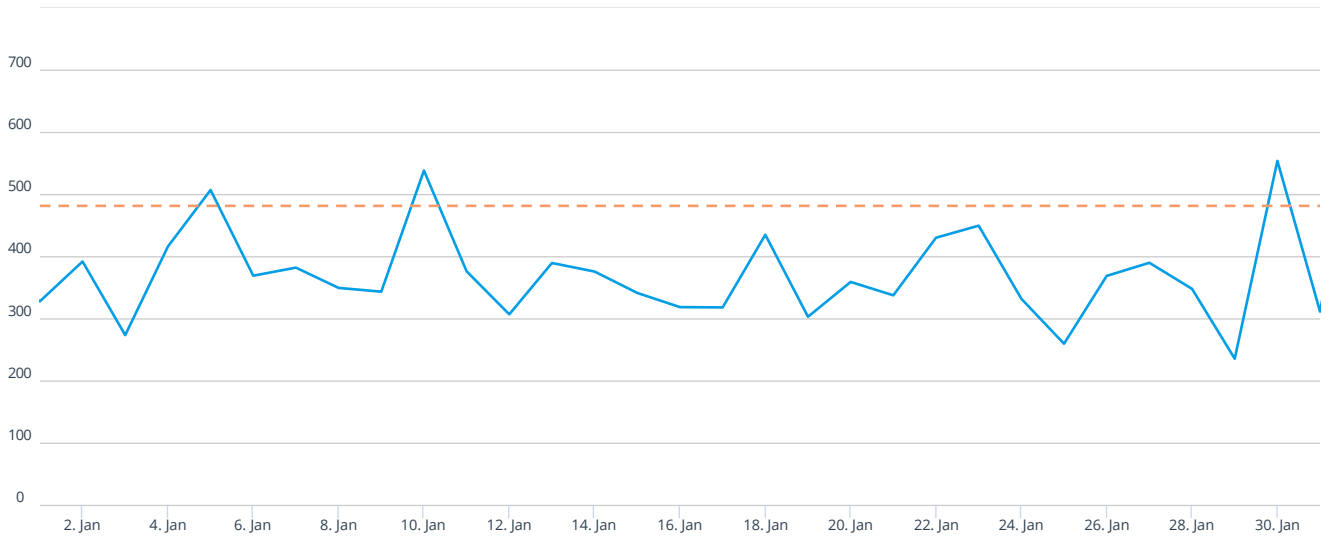
OF RESPONSES
Response time < 08:00

31

DAYS
In Selected Time Slice

213

UNIT RESPONSES
In Selected Time Slice



Counts	% Rows		% Columns		% All								Total	
Week Ending	1/1/17	1/8/17	1/15/17	1/22/17	1/29/17	2/5/17	2/12/17	2/19/17	2/26/17	3/5/17	3/12/17	3/19/17	3/26/17	
00:00 - 04:59	2	22	18	15	24	5								86
05:00 - 07:59	4	14	21	15	23	5								82
08:00 - 08:59		4	5	2	4	1								16
09:00 - 09:59		2	3	2		1								8
10:00 - 11:59		5	2	3	1									11
12:00 - 14:59		2		1	2	1								6
15:00 - 16:59			1			2								3
17:00 - 17:59														
18:00 - 19:59														
20:00 - 29:59						1								1
30:00 - 1:29:59														
Total	6	49	50	38	54	16								213
Exceptions														0

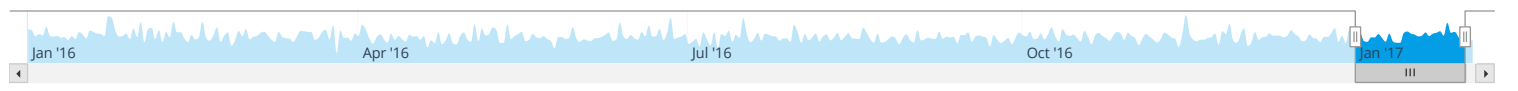
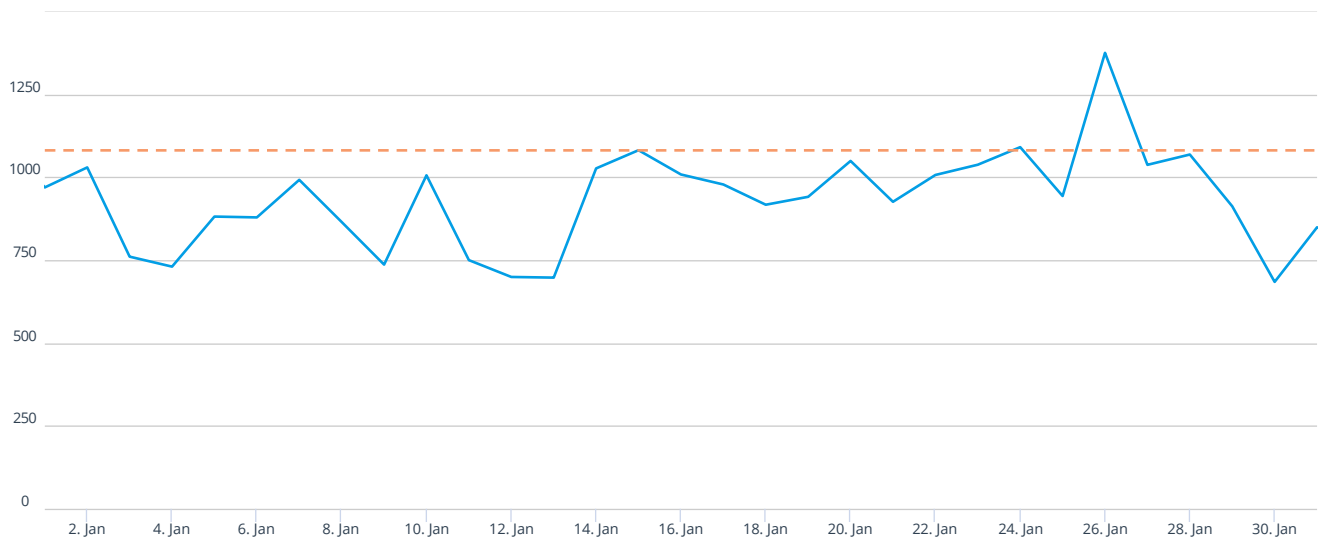
Custom ▾ Jan 1, 2017 - Jan 31, 2017

15:27
MM:SS
Average Scene Time

72%
OF PATIENT ENCOUNTERS
Scene time < 18:00

31
DAYS
In Selected Time Slice

218
PATIENT ENCOUNTERS
In Selected Time Slice



Counts	% Rows	% Columns	% All											
Week Ending	1/1/17	1/8/17	1/15/17	1/22/17	1/29/17	2/5/17	2/12/17	2/19/17	2/26/17	3/5/17	3/12/17	3/19/17	3/26/17	Total
00:00 - 09:59		10	12	3	6	5								36
10:00 - 19:59	6	33	32	28	28	11								138
20:00 - 29:59		3	6	6	21	1								37
30:00 - 44:59		3		1	3									7
45:00 - 59:59														
1:00:00 - 2:59:59														
Total	6	49	50	38	58	17								218
Exceptions														0